



# International Dragonfly Fund - Report

Journal of the  
International Dragonfly Fund

ISSN 1435-3393

## Content

Villanueva, Reagan J.T. & Hilario Cahilog

Odonata Fauna of Balut and Sarangani island, Davao Occidental Province  
Philippines

1-23

Volume 66 2014

The International Dragonfly Fund (IDF) is a scientific society founded in 1996 for the improvement of odonatological knowledge and the protection of species.

Internet: <http://www.dragonflyfund.org/>

This series intends to publish studies promoted by IDF and to facilitate cost-efficient and rapid dissemination of odonatological data.

**Editorial Work: Martin Schorr and Milen Marinov**

**Layout:** Martin Schorr

**Indexed by Zoological Record,** Thomson Reuters, UK

**Home page of IDF:** Holger Hunger

Printing: ikt Trier, Germany

**Impressum: International Dragonfly Fund - Report - Volume 66**

- Date of publication: 06.01.2014
- Publisher: International Dragonfly Fund e.V., Schulstr. 7B, 54314 Zerf, Germany. E-mail: [oestlap@online.de](mailto:oestlap@online.de)
- Responsible editor: Martin Schorr

## Odonata Fauna of Balut and Sarangani islands, Davao Occidental Province, Philippines

R.J. T. Villanueva<sup>1</sup> & H. Cahilog<sup>2</sup>

<sup>1</sup>*Forestal Healing Homes and Therapeutic Milieu, Forestal Road, Cabantian, Davao City, 8000 Philippines*

Email: [rjtvillanueva@gmail.com](mailto:rjtvillanueva@gmail.com)

<sup>2</sup>*La Union, San Isidro, Davao Oriental, 8209 Philippines*

### Abstract

Balut and Sarangani islands are two small landmasses situated off the coast of Davao Occidental, Mindanao Island. Despite recent increase on odonatological data from various islands in the Philippines, these two remote islands have never been explored. Hence, a short survey was conducted on first week of April and November 7 – November 14, 2010 on all freshwater systems in these two islands. Twenty-five species under seven families and 21 genera were found representing the first Odonata record for the two islands.

### Key words

Odonata, Philippines, Balut Island, Sarangani Island, phytotema

### Introduction

Balut and Sarangani are small islands under the province of Davao Occidental. These two islands represent the south-eastern most inhabited islands of the Philippine archipelago. Unfortunately, the flora and fauna diversity from these islands are poorly known with Odonata never recorded before. No Odonata species from these islands were included in the general review of the Philippines fauna given by Hämäläinen & Müller (1997). And no studies were done until this one.

### Material and Methods

Balut Island is approximately 80km<sup>2</sup> and volcanic in topography. It has gentle to very steep slopes. The highest peak rises over 600masl in the central part of the island. Although it has no recorded history of eruption, it is considered an active volcano in the Philippine archipelago. Sarangani Island on the other hand is relatively flat with no distinct mountain. It is approximately 70km<sup>2</sup> and located east of Balut Island.





**Figure 1. Balut and Sarangani islands at the southern fringe of Philippines (map taken from GoogleMaps).**

The material for this study has been collected by the second author and identified by the first. All specimens were sampled in 2010, first on the first week of April during a chiropteran survey organised to Balut Island and led by Dave Mohagan (Central Mindanao University). Since Odonata were not the main focus of the chiropterological study, many potential localities on Balut Island have not been explored. The adjacent island of Sarangani was not visited at all. Therefore a second trip to these two islands is made on November 7 – November 14, 2010 and funded by International Dragonfly Fund.

Getting there and around the two islands must be carefully planned considering the ferry operation time-table from General Santos City to Balut Island. One must be aware that the ferry does not depart on Fridays. If however, visitors get in a situation of waiting for the ferry they have the opportunity to explore the neighbouring town of Kiamba (province of Sarangani, southernmost tip of Mindanao Island, The Philippines). A short visit during the current study ended up with several interesting species including a new species of *Pericnemis*.

Travel to Balut Island by ferry is another must-think-of logistic issue that some people may find challenging as it is an overnight trip. The ferry leaves General Santos City at 9pm and arrives on the following day around 5am.

A total of six full days were spent in the field for sampling Odonata: four (November 8-11) on Balut Island and two (November 13-14) on Sarangani Island. The interior of



Balut Island was much easier explored during the second trip thanks to the newly opened road which made the mountain trekking faster. The road was constructed to allow access into the mountain as it is being converted into a rubber plantation.

Getting to the Saranggani Island was organised by hiring a motorized boat. There is no high mountain in the island and freshwater sources are confined along the coast as small springs.



Figure 2a, b. Town of Balut as viewed from the top of the mountain.






Figure 3a, b. Newly opened road leading deep into the mountain in Balut island.





**Figure 4. Newly cleared forest to be converted into rubber plantation in Balut island.**



**Figure 5. Trees covered with thick epiphytes in Balut island.**






Figure 6a, b. Forested springs, a good habitat of *Teinobasis* sp. in Balut island.








Figure 7a,b. Forested streams in Balut island.






Figure 8a, b. Lowland rivers in Balut island.





Figure 8c. Lowland river in Balut island.




Figure 9. Hotspring in Balut island.





Figure 10 a, b. a Sarangani Island viewed from the mountain of Balut, b. boat used to cross to Sarangani Island.



## Results

There were 25 species under seven families and 21 genera recorded representing the first record for the two islands. Balut was represented by 23, and Sarangani by 17 species. Two species, *Drepanosticta* sp and *Teinobasis* sp were present on Sarangani but absent in Balut. There were eight species recorded in Balut but absent in Sarangani.

### Annotated list of species [B: Balut Island, S: Sarangani Island]

#### Chlorocyphidae

1. *Rhinocypha colorata* (Hagen, in Selys, 1869) [B] Figure 11




Figure 11a, b. *Rhinocypha colorata* (Hagen, in Selys, 1869), male.

This population represent the southernmost range of the species. It lies at the border between Philippines and Sulawesi. Unfortunately, we do not have any



data for Talaud Island (Sulawesi: Indonesia) to compare since that island still needs odonatological survey. The local population is very important in the phylogenetic perspective since it will serve as transition point to another allied species complex viz. *Rhinocypha tincta* (Rambur, 1842) confined in Papua New Guinea and adjacent islands.

## Platystictidae

### 2. *Drepanosticta* sp cf. *flavomaculata* van Tol, 2005 [S] Figure 12

It is very interesting to note that although Balut Island has more freshwater sources, this species was not established despite the extensive search.

Van Tol (2005) already noted the difference in some populations he examined. There is need for a closer study of the taxon.



Figure 12. Newly emerged *Drepanosticta* sp.



Coenagrionidae

3. *Agriocnemis f. femina* (Brauer, 1868) [B, S] Figure 13



Figure 13. *Agriocnemis f. femina* (Brauer, 1868), male

4. *Pseudagrion p. pilidorsum* (Brauer, 1868) [B] Figure 14



Figure 14. *Pseudagrion p. pilidorsum* (Brauer, 1868), male.



5. *Teinobasis samaritis* Ris, 1915 [B, S] Figure 15Figure 15a, b. *Teinobasis samaritis* Ris, 1915, male.



6. *Teinobasis* sp. cf. *filamentum* [S] Figure 16



Figure 16. *Teinobasis* sp., male.

Protoneuridae

7. *Prodasineura integra* (Selys, 1882) [B] Figure 17



Figure 17a, b. *Prodasineura integra* (Selys, 1882), male.



## Aeshnidae

8. *Anax guttatus* (Burmeister, 1839) [B]
9. *Gynacantha* sp. [B] Figure 18



Figure 18. *Gynacantha* sp.

## Cordullidae

10. *Heteronaias heterodoxa* (Selys, 1878) [B]
11. *Idionyx* sp.cf. *yolanda* Selys, 1871 [B] Figure 19



Figure 19. *Idionyx* sp.



The materials collected closely fit the description of *Idionyx yolanda* “distinct uninterrupted stripe in the metepisternum and confluent streak in the metepimeron” (Lieftinck, 1971).

#### Libellulidae

12. *Agrionoptera insignis* (Rambur, 1842) [B, S]

13. *Diplacina bolivari* Selys, 1882 [B, S] Figure 20




Figure 20. *Diplacina bolivari* Selys, 1882, male.

14. *Diplacodes trivialis* (Rambur, 1842) [B, S]

15. *Lathrecista a. asiatica* (Fabricius, 1798) [B, S] Figure 21



Figure 21. *Lathrecista a. asiatica* (Fabricius, 1798), female.



16. *Lyriothemis* sp. cf. *hirundo* Ris, 1913 [B] Figure 22Figure 22a, b. Tree with buttress hole used as larval habitat of *Lyriothemis* sp



Figure 22. Larvae of *Lyriothemis* sp.

17. *Neurothemis r. ramburii* (Brauer, 1866) [B, S]

18. *Neurothemis t. terminata* Ris, 1911 [B, S]

19. *Orthetrum pruinatum clelia* (Selys, 1878) [B, S] Figure 23



Figure 23a. *Orthetrum pruinatum clelia* (Selys, 1878), male.





Figure 23 b. *Orthetrum pruinosum clelia* (Selys, 1878), female.

20. *Orthetrum s. sabina* (Drury, 1770) [B, S]

21. *Orthetrum t. testaceum* (Burmeister, 1839) [B,S] Figure 24



Figure 24. *Orthetrum t. testaceum* (Burmeister, 1839), male



22. *Pantala flavescens* (Fabricius, 1798) [B,S]

23. *Potamarcha congener* (Rambur, 1842) [B, S] Figure 25



Figure 25. *Potamarcha congener* (Rambur, 1842), male

24. *Trithemis festiva* (Rambur, 1842) [B, S]

25. *Zyxomma obtusum* Albarda, 1881 [B,S]

## Discussion

Given by the current knowledge of the regional fauna, no endemic species could be found on Balut and Sarangani. All taxa were represented by the Odonata fauna of Mindanao. This is expectable because both islands lay off 14 kilometres from the mainland of Mindanao but ca 180 kilometres from the next situated Odonata populations on the islands Pulau Karakelong in the southeast and Pulau Sangihe in the south. The mainland of Sulawesi is situated ca. 430 kilometres south of Balut and Sarangani. However, the three taxa with unresolved taxonomy may bring some interesting results once the further morphological studies have been completed.

A total of 14 species (13 Libellulidae and one Coenagrionidae) were shared between the two studied islands. *Lyriotheemis* sp. cf *hirundo* was the only one from Libellulidae confined to one island (Balut) and not established on the other (Sarangani). *Agriocne-*



*mis f. femina*, on the other hand was the only one from Coenagrionidae represented on both islands. All 14 species are wide spread and commonly encountered within the Philippine archipelago. That means that 14 (= 82%) of the 17 species on Sarangani are widespread and common species. This very high percentage could be explained with the topography of the Sarangani Island which being flat does not favour surface flowing waters as much as Balut Island does, hence, no Chlorocyphidae were encountered. However, there could be another explanation of this phenomenon of high rate of common species being associated with the higher anthropogenic impact over the water bodies on Sarangani Island and the higher stress that the local species might experience.

Probably because of its more unsuitable topography for anthropogenic activities and more available freshwater sources, Balut is represented by a more diverse Odonata fauna including also representatives of the Chlorocyphidae, Protoneuridae, Aeshnidae, and Corduliidae.

From the zoogeographical point of view it will be very interesting to compare the Odonata fauna of the here studied islands to the next situated islands Pulau Karabelong and Pulau Sangihe. The latter are situated about 180 kilometres to the south without any terrestrial ground in between. Both island groups are separated by the zoogeographically relevant Wallace's line (see Gassmann 2005; van Tol & Gassmann, 2007).

In general, as a group of insects occurring to the west and to the east of the Wallace line the Odonata are of special interest for biogeographical studies in the Indo-Australian transition zone. Hypothesis presented by Gassmann (2005) allows for the postulation of active or passive dispersal events both into the East as well as, subsequently, back into the West (i.e. the Philippines). A detailed scenario for the distributional history of the group has been developed by van Tol & Gassmann (2007) in the context of the historical biogeography of the freshwater biota in Southeast Asia.

It also would be interesting to study and compare the island fauna north of Sulawesi with the mainland of Sulawesi. It is likely to establish a similar dominance of the good flyers (such as Libellulidae) to what given here for both Balut and Sarangani islands.

### Acknowledgement

The authors are grateful to Martin Schorr for facilitating the fund for this survey. Comments and suggestions by Martin Schorr and Milen Marinov greatly improved the final version of the manuscript. We are also grateful to Dave Mohagan who allowed the second author to accompany him which eventually made further survey possible.





## Literature

- Gassmann, D., 2005. The Phylogeny of Southeast Asian and Indo-Pacific Calicnemiinae (Odonata, Platycnemididae). *Bonner Zoologische Beiträge* 53(1/2) (2004): 37-80.
- Hämäläinen, M. & R.A. Müller, 1997. Synopsis of the Philippine Odonata, with lists of species recorded from forty Islands. *Odonatologica* 26(3): 249-315.
- Lieftinck, M.A., 1971, Studies in Oriental Corduliidae (Odonata) I. *Tijdschrift voor Entomologie* 114 (1): 1-63.
- Van Tol, J., 2005. Revision of the Platystictidae of the Philippines (Odonata), excluding the *Drepanosticta halterata* – group, with description of twenty-one new species. – *Zoologische Mededelingen* 79(2): 195-282.
- van Tol, J.; Gassmann, D., 2007. Zoogeography of freshwater invertebrates of south-east Asia, with special reference to Odonata. In: Renema, Willem (Ed.): *Biogeography, Time and Place - Distributions, Barriers and Islands*. *Topics in Geobiology* 29: 45-91.



## INSTRUCTION TO AUTHORS

*International Dragonfly Fund - Report* is a journal of the International Dragonfly Fund (IDF). It is referred to as *the journal* in the remainder of these instructions. Transfer of copyright to IDF is considered to have taken place implicitly once a paper has been published in the journal.

The journal publishes original papers only. By *original* is meant papers that: a) have not been published elsewhere before, and b) the scientific results of the paper have not been published in their entirety under a different title and/or with different wording elsewhere. The republishing of any part of a paper published in the journal must be negotiated with the Editorial Board and can only proceed after mutual agreement.

Papers reporting studies financially supported by the IDF will be reviewed with priority, however, authors working in general with Odonata are encouraged to submit their manuscripts even if they have not received any funds from IDF.

Manuscripts submitted to the journal should preferably be in English; alternatively German or French will also be accepted. Every manuscript should be checked by a native speaker of the language in which it is written; if it is not possible for the authors to arrange this, they must inform the Editorial Board on submission of the paper. Authors are encouraged, if possible, to include a version of the abstract in the primary language of the country in which their study was made.

Authors can choose the best way for them to submit their manuscripts between these options: a) via e-mail to the publisher, or b) on a CD, DVD or any other IBM-compatible device. Manuscripts should be prepared in Microsoft Word for Windows.

While preparing the manuscript authors should consider that, although the journal gives some freedom in the style and arrangements of the sections, the editors would like to see the following clearly defined sections: Title (with authors names, physical and e-mail addresses), Abstract, Introduction, Material & Methods, Results, Discussion, Acknowledgments and References. This is a widely used scheme by scientists that everyone should be familiar with. No further instructions are given here, but every author should check the style of the journal.

Authors are advised to avoid any formatting of the text. The manuscripts will be stylised according to the font type and size adopted by the journal. However, check for: a) all species names must be given in *italic*, b) the authority and year of publication are required on the first appearance of a species name in the text, but not thereafter, and c) citations and reference list must be arranged following the format below.

Reference cited in the text should read as follows: Tillyard (1924), (Tillyard 1924), Swezey & Williams (1942). The reference list should be prepared according to the following standard:

Swezey, O. & F. Williams, 1942. Dragonflies of Guam. Bernice P. Bishop Museum Bulletin 172: 3-6.

Rebora, M., Piersanti, S. & E. Gaino. 2004. Visual and mechanical cues used for prey detection by the larva of *Libellula depressa* (Odonata Libellulidae). *Ethology, Ecology & Evolution* 16(2): 133-144.

Citations of internet sources should include the date of access.

The manuscript should end with a list of captions to the figures and tables. The later should be submitted separately from the text preferably as graphics made using one of the Microsoft Office products or as a high resolution picture saved as a .jpg or .tif file. Hand-made drawings should be scanned and submitted electronically. Printed figures sent by the post could be damaged, in which case authors will be asked to resubmit them.

Manuscripts not arranged according to these instructions may also be accepted, but in that case their publication will be delayed until the journal's standards are achieved.

Nr.	Jahr	geförderte Person bzw. Körperschaft	Fördergegenstand
62	2010	Villanueva, Reagan, Philippinen	Fieldwork on dragonflies on Siargao and Bucas Grande islands (Philippines)
63	2010	Asmaa Hassan Jabr, Baghdad, Iraq	Providing odonatological literature to M.Sc. student Asmaa Hassan Jabr, Department of Biology, College of Education, (Ibn al-Haitham), Adhamiyah, Anter SQ, Baghdad – Iraq
64	2010	Kosterin, O.E., Russia	The Odonata of the Cardamon mountains in Cambodia – progress study November 2010
65	2010	Villanueva, Reagan, Philippinen	Fieldwork on dragonflies on Samar Island (Philippines)
66	2010	Villanueva, Reagan, Philippinen	Fieldwork at Balut/Sarangani (Philippines) and Talaud islands (Indonesia)
67	2010	Villanueva, Reagan, Philippinen	Endemic species of the Diomabok-Lake region south of Davao, The Philippines
68	2010	Graham Reels, Hong-Kong	African Odonata (Dijkstra & Clausnitzer, Eds) text edit
69	2011	Rory Dow, Niederlande	Expedition to the Odonata of the Hose Mts., Sarawak, Malaysia
70	2011	Dejan Kulijer, Bosia & Herzegovina	Odonata of the Livanjsko poljekarst wetland area, with special emphasis on Coenagrion ornatum
71	2011	Do Manh, Cuong, Hanoi, Vietnam	Study of Odonata in north central Vietnam
72	2011	Kosterin, O.E., Russia	The Odonata of the Cardamon mountains in Cambodia – progress study August 2011
73	2011	Villanueva, Reagan, Philippinen	Odonata of Tawi-Tawi-Island, The Philippines
74	2011	Elena Dyatlova, Ukraine	Odonata of Moldavia – progress study
75	2011	Zhang, Haomiao, Guangzhou, China	The Superfamily Calopterygoidea in South China: taxonomy and distribution III – Travelling grant to the Guizhou and Yunnan Provinces, Summer 2011
76	2011	Marinov, Milen, Christchurch, New Zealand	Odonata at artificial light sources – review paper
77	2011	Do Manh, Cuong, Hanoi, Vietnam	Providing the Odonatological literature database
78	2010	Villanueva, Reagan, Philippinen	Stereomikroskop
79	2010	Villanueva, Reagan, Philippinen	Odonata of the Diomabok-Lake region south of Davao, The Philippines Follow-up
80	2011	Villanueva, Reagan, Philippinen	Odonata of the Catanduanes-Island, The Philippines
81	2012	Villanueva, Reagan, Philippinen	Odonata of Dinapigue, The Philippines
82	2012	Dow, Rory, UK/The Netherlands	Odonata of Kalimantan, Borneo, Malaysia
83	2012	Marinov, Milen, Christchurch, New Zealand	Odonata species diversity of the "Eua Island, Kingdom of Tonga"
84	2012	Marinov, Milen, Christchurch, New Zealand	Odonata of Solomon-Islands
85	2012	Villanueva, Reagan, Philippinen	Palawan-Odonata, The Philippines
86	2012	Do Manh, Cuong, Hanoi, Vietnam	Mau Son Mountain Odonata, Vietnam
87	2012	Dow, Rory, UK/The Netherlands	Odonata of Gunung Pueh, Borneo, Malaysia
88	2013	Garrison / Ellenrieder, Sacramento, USA	Argia in Costa Rica
	2013	Villanueva, Reagan, Davao, Philippinen	Odonata of Mt. Lomot and Mt. Sumagaya, The Philippines
	2014	Rychla, Anna, Polen	Hochmorrlibellen