

**IDF**



**Faunistic Studies  
in South-east Asian  
and Pacific Island Odonata**

**Journal of the International Dragonfly Fund**

1-22

**Rory A. Dow, Andreas Dwi Advento, Edgar C. Turner, Jean-Pierre Caliman, William A. Foster, Mohammad Naim, Jake L. Snaddon & Sudharto Ps**

**Odonata from the BEFTA Project area, Riau Province, Sumatra, Indonesia**

*published 02.12.2018*

**No. 24**

**ISSN 2195-4534**

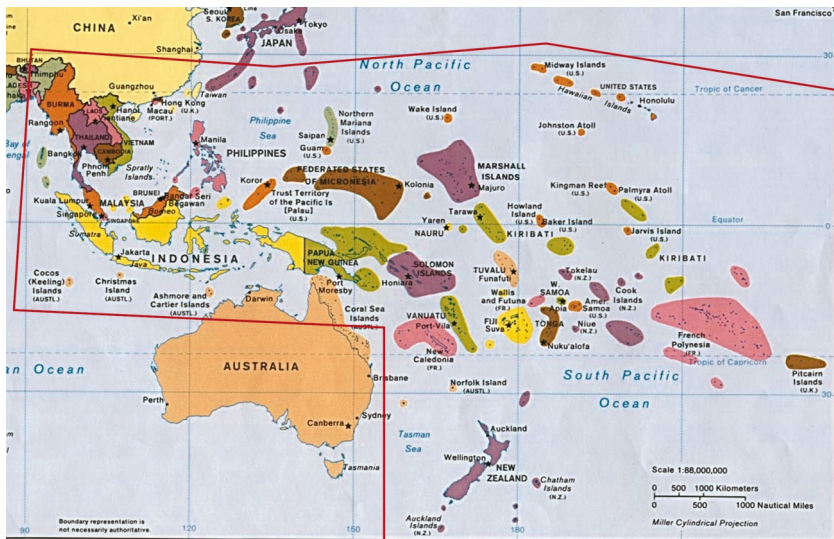
The International Dragonfly Fund (IDF) is a scientific society founded in 1996 for the improvement of odonatological knowledge and the protection of species.

Internet: <http://www.dragonflyfund.org/>

This series intends to contribute to the knowledge of the regional Odonata fauna of the Southeastern Asian and Pacific regions to facilitate cost-efficient and rapid dissemination of faunistic data.

Southeast Asia or Southeastern Asia is a subregion of Asia, consisting of the countries that are geographically south of China, east of India, west of New Guinea and north of Australia. Southeast Asia consists of two geographic regions: Mainland Southeast Asia (Indochina) and Maritime Southeast Asia.

Pacific Islands comprise of Micronesian, Melanesian and Polynesian Islands.



Editorial Work: Martin Schorr, Milen Marinov and Rory Dow  
Layout: Martin Schorr  
IDF-home page: Holger Hunger  
Printing: Colour Connection GmbH, Frankfurt  
Impressum: Publisher: International Dragonfly Fund e.V., Schulstr. 7B,  
54314 Zerf, Germany. E-mail: oestlap@online.de  
Responsible editor: Martin Schorr

Cover picture: *Brachydiplax chalybea*

Photographer: Edgar C. Turner

## Odonata from the BEFTA Project area, Riau Province, Sumatra, Indonesia

Rory A. Dow<sup>1,2</sup>, Andreas Dwi Advento<sup>3</sup>, Edgar C. Turner<sup>4</sup>, Jean-Pierre Caliman<sup>3</sup>,  
William A. Foster<sup>4</sup>, Mohammad Naim<sup>3</sup>, Jake L. Snaddon<sup>5</sup> & Sudharto Ps<sup>3</sup>

<sup>1</sup>Naturalis Biodiversity Center, P.O. Box 9517, 2300 RA Leiden, The Netherlands.  
Email: rory.dow230@yahoo.co.uk

<sup>2</sup>Sarawak Museum Campus Project, Jabatan Muzium Sarawak, Jalan Barrack,  
9300 Kuching, Sarawak, Malaysia. (rory.dow230@yahoo.co.uk)

<sup>3</sup>SMART Research Institute, PT SMART Tbk, Jalan Teuku Umar 19, 28112 Pekanbaru,  
Indonesia

<sup>4</sup>Department of Zoology, University of Cambridge, Downing Street, Cambridge,  
CB2 3EJ

<sup>5</sup>School of Geography and Environmental Science, Centre for Environmental  
Science, University of Southampton, Highfield Campus, Southampton, SO17 1BJ

### Abstract

The Odonata found during work on the Biodiversity and Ecosystem Function in Tropical Agriculture (BEFTA) Project in Riau Province, Sumatra, Indonesia are reported. Prior to the BEFTA project we are only aware of published records of 37 species of Odonata from Riau Province (these are listed in an appendix). Seventy five species have been recorded during the BEFTA project, including five that have not (*Archibasis incisura*, *Archibasis rebecca* and *Pseudagrion williamsoni*), or not definitely (*Argioconemis* species and *Mortonagrion* species cf *aborensis*), been recorded in Sumatra before. *Macromia dione* is recorded for the first time since its description. The number of species now known from Riau Province is 88; 51 of these are reported from the province for the first time here.

**Key words:** Odonata checklist, Oil Palm plantation, species richness

### Introduction

Although a relatively large number of records of Odonata are available from the Indonesian island of Sumatra, excluding its satellite islands, they are the result of piecemeal sampling and mostly date to before Indonesian independence; the majority are of widespread and common species. There is an urgent need for fresh data from Sumatra, where considerable changes to habitats, especially lowland habitats, have occurred over the last sixty years. Here we present records of Odonata from a part of Riau Province, Siak Regency, in the east of Sumatra. Records were generated as part of the Biodiversity and Ecosystem Function in Tropical Agriculture (BEFTA) Pro-

ject (Foster et al. 2014; see [www.oilpalm biodiversity.com](http://www.oilpalm biodiversity.com) for full project details), a large-scale plantation management project based within Oil Palm estates owned and managed by PT Ivo Mas Tunggal, a subsidiary company of Golden Agri Resources (GAR), with technical advice from Sinar Mas Agro Resources and Technology Research Institute (SMARTRI, the Research and Development Centre of upstream activities in GAR).

Odonata were surveyed using transects within established research plots, as part of the general BEFTA work, over the period February 2013 to February 2015. Plots consisted of eighteen 150 metre by 150 metre study plots located in Ujung Tanjung and Kandista Estates. All plots were located in flat areas of between 10-30 m above sea level in areas of Oil Palm planted between 1987 and 1993, so were mature at the time of these surveys, with an established canopy. Additional sampling was carried out in estate areas adjacent and away from these plots to provide a broader understanding of the Odonata present in the area. The area surrounding these estates consists predominately of mature Oil Palm plantations either owned by companies or by local smallholders, with only small amounts of other crops. In addition, a small number of additional surveys were carried out at Rama Rama Estate, managed by PT Ramajaya Pramukti, another subsidiary company of GAR, in Kampar Regency. More details on locations sampled can be found below.

Prior to the commencement of the BEFTA Project, we are aware of records of only 37 species of Odonata definitely from Riau Province, compared with over 280 species and subspecies (including satellite islands) or over 225 species and subspecies (without satellite islands) for Sumatra as a whole (Dow unpublished; these figures exclude records of *Heliocypha perforata* (Percheron, 1835), *Euphaea ochracea* Selys, 1859 and *Indocnemis orang* (Förster in Laidlaw, 1907) based on specimens collected by B. Jachan, see footnotes on pages 13, 17 and 50 of Lieffinck (1954) and do not include any of the islands that are administratively part of Riau Islands Province). Records from Riau Province can be found in Dow et al. (2010), Hämäläinen, Dow & Stokvis (2015), Lieffinck (1935, 1940a, 1940b, 1951, 1953, 1965), Ris (1913, 1919, 1927), Seehausen & Dow (2016) and Tsuda & Kitagawa (1988). The holotype of *Podolestes buwaldai* Lieffinck, 1940 is from Riau Province. The species recorded from Riau Province prior to the BEFTA Project are listed in an appendix. Here we present a full list of Odonata recorded from the BEFTA Project area and Rama Rama Estate.

### **Sampling locations**

The numbering system for locations introduced here is used throughout the rest of the report. Fig. 1 shows the positions of the estates. The BEFTA plots are listed first, they are in sets of three adjacent plots, coordinates are given for the first plot in each set. The other locations are listed afterwards.

**BEFTA Plots** (all Siak Regency, Fig. 2):

#### **Ujung Tanjung Estate:**

1C-10 (0.97758N, 101.27487E); 1C-11; 1C-12.



2C-17 (0.98253N, 101.29518E); 2C-18; 2C-19.  
4D-28 (0.96203N, 101.32299E); 4D-29; 4D-30.

**Kandista Estate:**

1F-04 (0.94952N, 101.34029E); 1F-05; 1F-06.  
1G-07 (0.94036N, 101.34929E); 1G-08; 3G-09.  
3G-14 (0.93958N, 01.3658E); 3G-15; 3G-16.



Figure 1. Positions of the estates where sampling of Odonata took place.

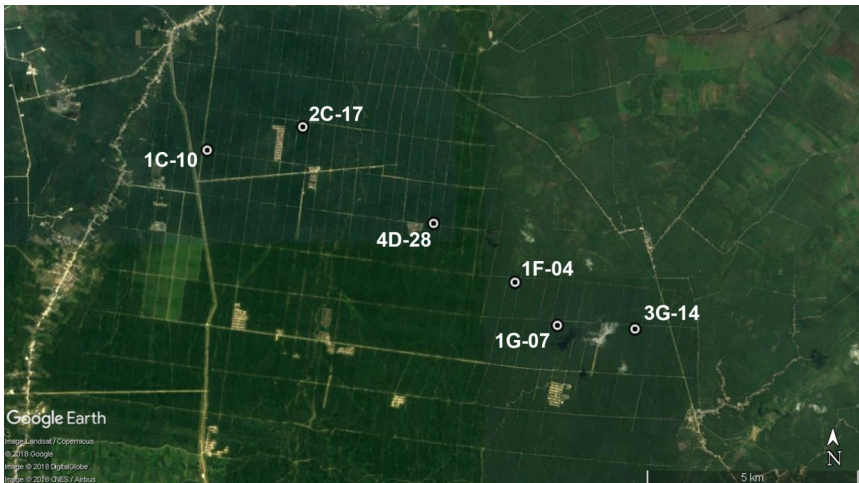


Figure 2. BEFTA plots.

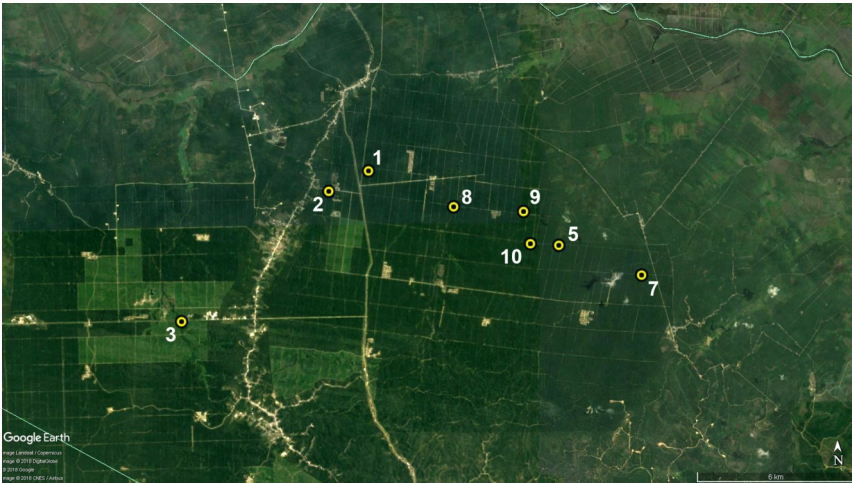


Figure 3. Sites in Siak Regency.



Figure 4: Sites in Kampar Regency.

**Other locations:**

**Ujung Tanjung Estate (Fig. 3):**

- 1 Damp ditches in Oil Palm opposite one of the BEFTA plots (1C-10).
- 2 Large stream in Oil Palm on way to 1, tributaries, in plantation and ditches.

**Near Libo Estate and SMART Research Institute (SMARTI):**

- 3 Small conservation area near SMARTI, at a stream in degraded forest.
- 4 Remnant, highly degraded, swamp forest near 3.

**Kandista Estate** (Fig. 3):

- 5 Deep channels and marsh in Oil Palm opposite one of the BEFTA plots (1F-04).
- 6 In BEFTA plot opposite 5 (1F-04).
- 7 Shallow stream in Oil Palm near 5 and 3G-14, in tributary.
- 8 Small sandy stream in Oil Palm, plus a ditch with muddy water nearby.
- 9 In BEFTA plot 4D-30.
- 10 Deeper stream in Oil Palm near 8.

**Kampar Regency** (Fig. 4):

**Rama Rama:**

- 11 Small stream flowing beside disturbed original forest and running into Oil Palm.
- 12 Large stream beside disturbed but good original forest, Oil Palm on opposite bank, and tributaries and swamp patches inside the original forest.
- 13 Large stream in Oil Palm with strong flow, deep in places.

Figs 5-8 show some typical habitats in the BEFTA project area. Figs 5 and 6 shows streams in Oil Palm, Figs 7 and 8 show the conditions under the Oil Palm in the BEFTA plots.



**Figure 5: A stream in Oil Palm.**





**Figure 7: Conditions under Oil Palm in a BEFTA block with normal treatment.**



**Figure 8: Conditions under Oil Palm in a BEFTA block with enhanced treatment.**

## Species recorded during the BEFTA Project

First records for Riau Province are indicated with a \*; first records for Sumatra with \*\*. References to Sumatra and satellite islands below should be understood not to include islands in Riau Islands Province that are remote from the Sumatran mainland (e.g. the Lingga Islands). For each taxa the locations were recorded during the background surveys and the BEFTA plots where it was found on transect are listed. In some cases the same taxa was also (or only) found during the BEFTA surveys but off plot/transect; these cases are mentioned in the text.

### Zygoptera

#### LESTIDAE

Three genera and four species are known from Sumatra and its satellite islands.

1. *Orolestes wallacei* (Kirby, 1889)\*

**1F-05, 3G-16, 6.**

#### ARGIOLESTIDAE

In Sumatra this family is represented by the genus *Podolestes*, with only three species recorded to date.

2. *Podolestes orientalis* Selys, 1862\*

**12.**

#### CALOPTERYGIDAE

Three genera occur and seven species are known to occur in Sumatra.

3. *Neurobasis chinensis* (Linnaeus, 1758)\*

**12.**

4. *Vestalis amoena* Hagen in Selys, 1853

**11, 12, 13.**



**Figure 9: *Libellago hyalina*, immature male.**



## CHLOROCYPHIDAE

Five genera are known from mainland Sumatra, when the satellite islands are included 20 species and subspecies have been recorded, but only 15 from the mainland.

5. *Libellago aurantiaca* (Selys, 1859)\*

**12, 13.**

6. *Libellago hyalina* (Selys, 1859)\*

This species was common at streams in Oil Palm during the background surveys and BEFTA surveys. Fig. 9 shows an immature male.

**1F-04, 1F-05, 1F-06, 3G-09, 3G-14, 3G-15, 3G-16, 2, 3, 5, 7, 8, 10, 12.**

## DEVADATTIDAE

Only one species from this family has been recorded from Sumatra.

7. *Devadatta argyroides* (Selys, 1859)\*

A species of small forest streams, usually in hilly terrain, known from Sumatra, Singapore, Peninsular Malaysia and southern and western Thailand.

**12.**

## EUPHAEIDAE

Two genera and six species have been recorded in Sumatra.

8. *Dysphaea dimidiata* Selys, 1853

A species of larger forest streams.

**12, 13.**

## PLATYCNEMIDIDAE

Seven genera are known from Sumatra, with 20 species and subspecies known when the satellite islands are included.

9. *Coeliccia octogesima* (Selys, 1863)\*

This species was only found in original forest during the surveys.

**11, 12.**

10. *Copera marginipes* (Rambur, 1842)\*

This species was common in a variety of shady habitats during the survey.

**1C-10, 1C-11, 1F-05, 1F-06, 1G-07, 3G-09, 3G-15, 3G-16, 1, 2, 5, 7, 8, 10, 12, 13.**

11. *Copera vittata* (Selys, 1863)

*Copera vittata* exists in a confusing variety of colour forms. The form found during BEFTA surveys is identical to that found in Singapore.

**1C-10, 1F-04, 1F-05, 1F-06, 1G-07, 1G-08, 3G-09, 3G-15, 3G-16, 5, 7, 10, 12.**

12. *Copera vittata acutimargo* (Krüger, 1898)\*

This taxon, endemic to Sumatra and which has generally been treated as a subspecies of *C. vittata* for most of the last one hundred years, is distinct morpholo-

gically, and appears to exhibit variation in its markings outside of that seen in the rest of the *vittata*-complex.

**10.**

13. "*Elattoneura*" *aurantiaca* (Selys, 1886)\*

This species is most often found at streams in low pH swamp forest. Surprisingly one male was found at a stream, that was not obviously low pH, in Oil Palm, during the surveys.

**7.**

14. *Prodasineura collaris* (Selys, 1860)\*

A locally occurring but fairly common species.

**1F-04, 1F-05, 1F-06, 1G-07, 3G-09, 3G-14, 3G-15, 3G-16, 4D-30, 7, 12.**

15. *Prodasineura interrupta* (Selys, 1860)\*

In Peninsular Malaysia and Singapore this is a very local species, associated with streams in lowland forest, including swamp forest. However on the island of Belitung it is a common species (Dow et al. 2017). There are very few records from mainland Sumatra; Förster in Laidlaw & Förster (1907) merely lists the species as from "Sumatra, Singapore" with no justification for the Sumatran record, and Lieftinck (1954) lists it from south Sumatra. The record in Lieftinck (1954) may be based on a single male in the collections of the Naturalis Biodiversity Center, collected in southern Sumatra in 1936. Although not found during the main BEFTA surveys, it was found in the background surveys, when it was abundant at a stream in highly disturbed forest near the Libo estate, and also found at two locations in Oil Palm, suggesting that it may be a common species in Riau Province.

**3, 7, 13.**

16. *Prodasineura notostigma* (Selys, 1860)\*

This species was only found in original forest.

**12.**



**Figure 10: *Prodasineura verticalis* male.**

17. *Prodasineura verticalis* (Selys, 1860)\*

A common species on larger streams in Borneo and, it appears, in Sumatra as well. However it was not found in the BEFTA plots. Fig. 10 shows a male.

**3, 12, 13.**

18. *Pseudocoperia ciliata* (Selys, 1863)

Fig. 11 shows a pair in tandem.

**1F-04, 1F-05, 1F-06, 3G-15, 3G-16, 1, 2, 5, 7, 8, 12.**

**Figure 11: *Pseudocoperia ciliata* pair in tandem.**



## COENAGRIONIDAE

Thirteen genera are currently known from Sumatra and its satellite islands, with 48 species.

19. *Aciagrion hisopa* (Selys, 1876)\*

A widespread species, but local in occurrence.

**1F-04, 1F-06, 3G-16, 5.**

20. *Agriocnemis femina femina* (Brauer, 1868)

The form of this species found within the BEFTA area is the typical one. *Agriocnemis materna* Hagen in Selys, 1877, usually considered as a synonym or subspecies of *A. femina* also occurs in Sumatra and may actually be a distinct species (M, Hämäläinen personal communication).

**4D-28, 1, 2, 10.**

21. *Agriocnemis minima* Selys, 1877\*

A widespread species, but seldom reported. In Borneo this species appears to be associated with low pH habitats, but that was not the case with the habitats where it was found in Riau Province.

**3, 5, 8.**

22. *Amphicnemis gracilis* Krüger, 1898

One female was found at each of two locations; these females appear identical to *A. gracilis*, which is known from Sumatra, Singapore, Peninsular Malaysia and

southern Thailand. However *Amphicnemis* is an extremely difficult genus and at present certain identification is not always possible even with male specimens.

**4, 12.**

23. *Archibasis incisura* Lieftinck, 1949\*\*

This is the first record of this stream species from Sumatra. It is otherwise known from Borneo and Peninsular Malaysia.

**3, 13.**

23. *Archibasis oscillans* (Selys, 1877)\*

Only a single male was found.

**2.**

25. *Archibasis rebecca* Kemp, 1989\*\*

This is the first record of this species from Sumatra. It is otherwise known from a few locations in Peninsular Malaysia and Singapore and is usually associated with low gradient streams in original or old second growth forest.

**11.**

26. *Archibasis viola* Lieftinck, 1949\*

The most common *Archibasis* species in Sundaland.

**1F-04, 1F-05, 1F-06, 1G-07, 1G-08, 3G-09, 3G-14, 3G-15, 3G-16, 4D-30, 1, 3, 5, 7, 8, 10.**

27. *Argiocnemis rubescens rubeola* Selys, 1877

**1F-04, 1F-05, 1F-06, 1G-07, 1G-08, 3G-09, 3G-16, 4D-29.**

28. *Argiocnemis species*\*\*

A common species in Peninsular Malaysia and Sarawak possibly with a name buried in the synonymy of *Argiocnemis rubescens* Selys, 1877. It was found to be common in the BEFTA surveys and background surveys. It is possible that this species has been recorded from Sumatra before as *Argiocnemis rubescens*.

**1F-04, 1F-05, 1F-06, 1G-07, 3G-15, 3G-16, 4D-30, 1, 2, 5, 8, 10, 12.**

29. *Ceriagrion auranticum* Fraser, 1922

A wide-ranging species, occurring from southern China to Sumatra.

**1F-04, 1F-06, 3G-16, 4D-30, 1, 2, 10.**

30. *Ceriagrion cerinorubellum* (Brauer, 1865)

A very common and widespread species.

**1F-04, 1F-05, 1F-06, 1G-07, 1G-08, 1G-09, 3G-14, 3G-15, 3G-16, 4D-28, 4D-29, 4D-30, 1, 3, 5, 7, 9, 10, 12.**

31. *Ischnura senegalensis* (Rambur, 1842)

Even more widespread than the last species.

**2.**

32. *Mortonagrion aborense* (Laidlaw, 1914)\*

The discovery that specimens treated as *M. aborense* have two distinct forms of genital ligula and are therefore likely to be separate species was already reported and discussed in Dow (2016). Both taxa are present at the sites in the BEFTA

area, but that typically regarded as *M. aborense* appears to be more common; it was found a four sites, versus one site for the other taxa. The two taxa are listed separately here.

**2, 3, 10, 12.**

33. *Mortonagrion* species cf *aborense* (Laidlaw, 1914)\*\*

As discussed in Dow (2016) it is possible that this taxa is *M. simile* Ris, 1930 (described from Sumatra) which was synonymised with *M. aborense* by Hämäläinen (1989); the genital ligula of the type of *M. simile* needs to be checked to resolve this is issue.

**5.**

34. *Pseudagrion australasiae* Selys, 1876

A widespread species.

**1F-06, 2, 5.**

35. *Pseudagrion microcephalum* (Rambur, 1842)\*

A very common and widespread species.

**2, 3, 8, 10, 12, 13.**

36. *Pseudagrion pruinorum* (Burmeister, 1839)\*

Also recorded off plot near 3G-15 during the BEFTA surveys. Fig. 12 shows a pair in tandem.

**2, 3, 7, 8, 10, 12.**

37. *Pseudagrion rubriceps* Selys, 1876\*

**1F-06, 2, 10, 13, 12.**

38. *Pseudagrion williamsoni* Fraser, 1922\*\*

This is the first record of this species from mainland Sumatra. *Pseudagrion coomansi* Liefinck, 1937, which is sometimes considered to be a junior synonym of *P. williamsoni*, has been recorded from Belitung.

**2, 3, 5.**



**Figure 12: *Pseudagrion pruinorum* pair in tandem.**



## Anisoptera

### AESHNIDAE

Currently there are records of eight genera and 27 species from the Aeshnidae from Sumatra and its satellite islands.

39. *Gynacantha basiguttata* Selys, 1882\*

A widespread species.

**1, 7.**

40. *Gynacantha dohrni* Krüger, 1899\*

The most frequently recorded *Gynacantha* species in Peninsular Malaysia, Singapore, Sumatra and Borneo. It was frequently found amongst Oil Palm during the BEFTA surveys.

**All BEFTA plots, 1, 2, 3, 5, 7, 9, 10.**

41. *Gynacantha subinterrupta* Rambur, 1842\*

A widespread but local species.

**3G-16, 1.**

### GOMPHIDAE

At least 12 genera (more depending on the view taken on some genera in the Onychogomphinae) and at least 31 species and subspecies have been recorded from Sumatra and its satellite islands.

42. *Ictinogomphus decoratus melaenops* (Selys, 1858)

A very common species of disturbed habitats. Seen at locations 12 and 13 in addition to the locations listed below.

**1F-06, 2C-17, 3G-15, 4D-30, 2, 5, 10.**

43. *Macrogomphus decemlineatus* Selys, 1878\*

A widespread but seldom recorded species. One male was found at a stream in Oil Palm.

**10.**

### MACROMIIDAE

Nine species from two genera have been recorded from Sumatra.

44. *Epophthalmia vittigera* (Rambur, 1842)\*

Found during BEFTA surveys, off plot near 3G-15.

45. *Macromia dione* Lieftinck, 1971\*

A single, freshly emerged male was found at a stream in Oil Palm. Until now this species, endemic to Sumatra, had been known only from the holotype. It may be regarded as surprising that the second record of the species was made in Oil Palm and it's teneral condition and the fact that the site was remote from original forest, make it likely that it had emerged from the stream where it was found.

**7.**

## LIBELLULIDAE

Thirty eight genera and 85 species and subspecies have been recorded from Sumatra and its satellite islands.

46. *Acisoma panorpoides* Rambur, 1842

A locally common species usually associated with ponds and marshes. Also recorded along streams in Libo Estate during the BEFTA surveys.

**2, 5, 10.**

47. *Agrionoptera insignis* (Rambur, 1842)\*

A widely distributed species, typically occurring in swampy forest habitats.

**All BEFTA plots, 1, 5, 7, 9.**

48. *Agrionoptera sexlineata* Selys, 1879\*

More local than the last species.

**1G-07, 2C-18, 9.**

49. *Brachydiplax chalybea* Brauer, 1868

A common and widespread species. Fig. 13 shows a male.

**1C-10, 1F-04, 1F-06, 2C-17, 2C-19, 3G-15, 3G-16, 4D-28, 5, 8, 10.**



**Figure 13: *Brachydiplax chalybea* male.**

50. *Brachygonia oculata* (Brauer, 1878)

**1F-04, 1F-05, 1F-06, 3G-09, 3G-14, 3G-16, 4D-28, 4D-29, 4D-30, 5, 12.**

51. *Crafilla lineata* (Brauer, 1878)\*

**1F-04, 1F-05, 1F-06, 3G-09, 3G-14, 3G-15, 3G-16.**

52. *Cratilla metallica* (Brauer, 1878)\*

A widespread forest species, it normally breeds in forest pools.

**1C-11, 7.**

53. *Diplacodes trivialis* (Rambur, 1842)\*

Seen at **Rama Rama**.

54. *Hydrobasileus croceus* (Brauer, 1867)\*

A species that typically flies over deep water, rarely perching.

**5.**

55. *Lathrecista asiatica* (Fabricius, 1798)\*

This species is often common in Oil Palm; this was the case during the BEFTA surveys. Fig. 14 shows a male.

**All BEFTA plots, 1, 2, 7, 9, 10, 12.**



**Figure 14: *Lathrecista asiatica* male.**

56. *Nannophya pygmaea* Rambur, 1842

**1F-04, 1F-06, 1G-07, 3G-09, 3G-15, 3G-16, 3, 5, 10, 12.**

57. *Nesoxenia lineata* (Selys, 1879)\*

**3G-16.**

58. *Neurothemis fluctuans* (Fabricius, 1793)

**Every BEFTA plot, 1, 2, 3, 4, 10.**

59. *Onychothemis culminicola* Förster, 1904\*

A stream specialist species, normally requiring at least some forest to be present

on the banks. Also recorded near BEFTA plot 2C-18 during the BEFTA surveys.

**12.**

60. *Orchithemis pulcherrima* Brauer, 1878\*

Most often found in swamp forest or swampy areas within other forest formations.

**1F-05, 1G-08, 4D-28, 4D-29, 3, 12.**

61. *Orthetrum chrysis* (Selys, 1891)\*

**1C-10, 1C-11, 1C-12, 1F-04, 1F-05, 1F-06, 1G-07, 1G-08, 2C-17, 2C-18, 2C-19, 3G-09, 3G-15, 3G-16, 4D-28, 4D-29, 4D-30, 1, 2, 3, 5, 8, 10.**

62. *Orthetrum glaucum* (Brauer, 1865)\*

Fig. 15 shows a male.

**1C-10, 1C-12, 1G-07, 1G-08, 2C-17, 2C-18, 2C-19, 3G-09, 4D-30, 10, 12.**



**Figure 15: *Orthetrum glaucum* male.**

63. *Orthetrum sabina* (Drury, 1773)

**All BEFTA plots, 2.**

64. *Orthetrum testaceum* (Burmeister, 1839)

**2.**

65. *Potamarcha congener* (Rambur, 1842)\*

A wide ranging species, common in parts of its range.

**1C-10, 1F-06, 3G-09, 4D-30, 8.**

66. *Rhodothermis rufa* (Rambur, 1842)\*

**1F-06, 2C-19, 4D-30, 5.**

67. *Rhyothemis obsolescens* Kirby, 1889

**1C-12, 1F-04, 1F-06, 1G-07, 3G-09, 3G-16, 5, 8.**

68. *Rhyothemis phyllis* (Sulzer, 1776)

Fig. 16 shows individuals in flight in Oil Palm.

**1C-10, 1C-12, 1F-04, 1F-05, 1G-07, 1G-08, 2C-17, 2C-18, 2C-19, 3G-14, 3G-15, 4D-28, 4D-29, 4D-30, 3, 8.**



**Figure 16: *Rhyothemis phyllis* in flight.**

69. *Rhyothemis triangularis* Kirby, 1889\*

Also recorded near 3G-15 during the BEFTA surveys.

**5.**

70. *Tholymis tillarga* (Fabricius, 1798)

Also recorded off transect in the understory of mature Oil Palm during the BEFTA surveys.

**2, 3.**

71. *Trithemis aurora* (Burmeister, 1839)\*

**1C-11, 1C-12, 1F-04, 1F-05, 1F-06, 1G-07, 1G-08, 2C-18, 2C-19, 3G-09, 3G-15, 4D-30, 2, 10.**



72. *Trithemis festiva* (Rambur, 1842)

**2, 8, 10, 12.**

73. *Tyriobapta torrida* Kirby, 1889\*

**7, 12.**

74. *Urothemis signata insignata* (Selys, 1872)\*

**1F-06, 3G-15, 5, 13.**

75. *Zyxomma petiolatum* Rambur, 1842

**1F-06, 2C-18, 2, 7, 12, 13.**

## Discussion and conclusion

Seventy five species and subspecies of Odonata have been recorded during the BEFTA Project. We are not aware of published records of five of these (*Archibasis incisura*, *Archibasis rebecca*, *Argiocnemis* species, *Mortonagrion* species cf *aborensis* and *Pseudagrion williamsoni*) from Sumatra until now. However it is possible that *Mortonagrion* species cf *aborensis* is the same as *M. simile*, a species described from Sumatra and currently considered to be a synonym of *M. aborensis* (in which case it will probably need to be taken out of synonymy). In the case of the unnamed *Argiocnemis* species it is almost certain that examples of this species will be found misidentified as *A. rubescens* in other collections from Sumatra. Altogether 88 species and subspecies are now known from Riau Province; 51 of which were first recorded during the BEFTA Project.

The fact that only 37 species of Odonata (listed in the appendix) had been recorded from Riau Province prior to the start of the BEFTA Project, as far as we are aware, makes any comparison with the fauna of the area prior to the extensive areas of Oil Palm plantation that now dominate the landscape impossible. However 75 species is a fairly large total for surveys concentrated mainly in plantation areas, suggesting that a relatively high diversity of Odonata can still be found within these areas. Sixty nine species were found in habitats actually within Oil Palm and, although the majority of the species recorded are typical of either open habitats or highly disturbed forest habitats (and so would be expected to find suitable habitats within Oil Palm), a small number of species generally regarded as more specialised were found. It is highly probable that the presence of these species is due, at least in part, to the practice of allowing the undergrowth to grow in the plantations. Six species (*Devadatta argyroides*, *Podolestes orientalis*, *Neurobasis chinensis*, *Coeliccia octogesima*, *Prodasineura notostigma* and *Amphicnemis gracilis*) were only found in original forest during the survey. Of these five were only found at Rama Rama, where both the quality and extent of the original forest visited were greater than at the sites in Siak Regency. The sixth species (*Amphicnemis gracilis*) was found at both Rama Rama and in Siak Regency.

The discovery of a freshly emerged male of *Macromia dione*, a species previously only known from the holotype male from North Sumatra (Lieftinck 1971), at a stream in Oil Palm is probably the most surprising finding reported here. Such poorly known species are often confined to original forest habitats or some highly specialised habitat.

However since the location where the teneral male was found is remote from original forest it appears likely that it emerged at or near to the spot where it was found, in Oil Palm. Further investigation is needed, but this may be a highly disturbance tolerant species, whose apparent rarity is more due to its habits and the fact that insufficient sampling of Odonata has taken place in Sumatra than to anything else.

Table 1 summarises the numbers of families and of species collected at each of the 13 locations listed here. Of the species recorded during the surveys, 36 are forest species.

Location	Number of species	Number of families
1	13	4
2	12	6
3	18	5
4	2	2
5	24	6
6	1	1
7	18	6
8	13	4
9	5	3
10	24	6
11	3	3
12	31	9
13	13	7

**Table 1: Numbers of families and species found at each of the areas surveyed.**

Locations 3, 5, 7, 10 and 12 stand out as relatively rich in species, with more than 15 species recorded at each. Of the three sites with more than 20 species recorded, two (5 and 10) are in Oil Palm; of these location 5 is a mosaic of standing water habitats and location 10 is a stream. However the most diverse site was the original forest site 12 where 31 species were recorded in just a few hours in sub-optimal conditions (the weather was overcast during much of the time spent at this site; many odonates, even forest dwelling species, are only active

in sunny conditions). Family level diversity was also higher at location 12 with nine families recorded, three more than any other site. Although more extensive sampling is needed to build up a more comprehensive inventory of the Odonata present in the area, the example of location 12 shows the value of even relatively small areas of original forest in preserving the biodiversity of plantation areas.

Given the results achieved within the area with a relatively small amount of sampling confined to relatively few locations, it would be extremely interesting to make longer surveys covering a wider area of the GAR plantations in Riau Province. Further surveying is likely to reveal a number more species in the area, both within Oil Palm and within patches of original forest, and help to identify which of the species usually thought of as less adaptable can actually live in Oil Palm.

### Acknowledgements

We would also like to thank all other staff of SMARTRI who assisted in the surveys. We thank PT Ivo Mas Tunggal, PT Ramajaya Pramukti and Golden Agri Resources for allowing us to conduct research on their Oil Palm plantations, as well as The Isaac Newton Trust, Cambridge, and Sinar Mas Agro Resources and Technology Research Institute (SMARTRI) for funding the BEFTA Project and providing the resources necessary to conduct all fieldwork. We thank RISTEK for research permission for ECT to conduct research in Indonesia (number 426/SIP/FRP/SM/XI/2012, 72/EXT/SIP/FRP/

SM/IX/2013, 44/EXT/SIP/FRP/SM/IX/2014). Matti Hämäläinen kindly provided a valuable review of the manuscript.

## References

- Dow, R.A., 2016. Odonata collected at the Samunsam Wildlife Sanctuary, Kuching Division, Sarawak, Malaysia in August 2015. *Faunistic Studies in South–East Asian and Pacific Island Odonata* 14: 1–12.
- Dow, R.A.; Alfariysi, A.; Bilitoni, J.F., 2017. Odonata survey on Belitung. *International Dragonfly Fund - Report* 108: 1–24.
- Dow, R.A., C.Y. Choong & Y.F. Ng, 2010. A review of the genus *Amphicnemis* in Peninsular Malaysia and Singapore, with descriptions of two new species (Odonata: Zygoptera: Coenagrionidae). *Zootaxa* 2605: 45–55.
- Foster W.A., J.L. Snaddon, A. Dwi Advento, Anak Agung Ketut Aryawan, H. Barclay, J-P. Caliman, C. Kurniawan, D.J. Kurz, D. Mann, Mohd Naim, D. Purnomo, Pujianto, T. Dzulfikar S. Rambe, E.M. Slade, Soeprapto, Suhardi, Ps. Sudharto, Ribka Sionita Tarigan, Resti Wahyuningsih, Rudi Harto Widodo and E.C. Turner, 2014. The Biodiversity and Ecosystem Function in Tropical Agriculture (BEFTA) Project. *The Planter, Kuala Lumpur* 90: 581–591.
- Hämäläinen, M., 1989. Synonymic notes on some species of the genus *Mortonagrion* (Zygoptera: Coenagrionidae). *Indian Odonatology* 2: 1–4.
- Hämäläinen, M., R.A. Dow & F.R. Stokvis, 2015. Revision of the Sundaland species of the genus *Dysphaea* Selys, 1853 using molecular and morphological methods, with notes on allied species (Odonata: Euphaeidae). *Zootaxa* 3949(4): 451–490.
- Laidlaw, F.F. and F. Förster, 1907. Report on the dragon flies. II. The Legions *Platycnemis* and *Protoneura*. *Fasciculi Malayenses (Zoology)* 4: 1–15.
- Lieftinck, M.A., 1935. A Synopsis of the Odonata (Dragonflies) of Sumatra. *Miscellaneous Zoologica Sumatrana* 92–93: 1–23.
- Lieftinck, M.A., 1940a. Revisional notes on some species of *Copera* Kirby. With notes on habits and larvae (Odon., Platycnemidae). *Treubia* 17: 281–306.
- Lieftinck, M.A., 1940b. Descriptions and records of South–east Asiatic Odonata (II). *Treubia* 17: 337–390.
- Lieftinck, M.A., 1951. The identity of some Malaysian species of *Ceriagrion*, with descriptions of two new species (Odon.). *Treubia* 21(1): 183–197.
- Lieftinck, M.A., 1953. Additions to the odonate fauna of the Indo–Australian Archipelago. *Treubia* 22(1): 233–269.
- Lieftinck, M.A., 1965. The species–group of *Vestalis amoena* Selys, 1853, in Sundaland (Odonata, Calopteryiidae). *Tijdschrift voor Entomologie* 108(11): 325–364.
- Lieftinck, M.A., 1971. Studies in Oriental Corduliidae (Odonata) I. *Tijdschrift voor Entomologie* 114 (1): 1–63.
- Ris, F., 1913. Libellulinen 7. *Collections Zoologiques du Baron Edm. De Selys Longchamps. Catalogue Systématique et Descriptif* 15: 837–964, plate VII.

- Ris, F., 1919. Libellulinen 9. Collections Zoologiques du Baron Edm. De Selys Longchamps. Catalogue Systématique et Descriptif 16: 1043–1278.
- Ris, F., 1927. Odonaten von Sumatra, gesammelt von Edward Jacobson. Zoologische Mededelingen, Leiden 10(1): 1–49.
- Seehausen, M. & R.A. Dow, 2016. Morphological studies and taxonomic considerations on the 'reddish-brown-winged' group of *Neurothemis* Brauer, 1867 with the description of *N. taiwanensis* sp. nov. (Odonata: Libellulidae). International Dragonfly Fund Report 93: 1–101.
- Tsuda, S. and K. Kitagawa, 1988. Odonata of southeast Asia collected by the late Mr. M. Iwasaki. Part 2. Odonata of North Sumatra, Indonesia. Gracile 39: 1–5.

## Appendix

This section lists the Odonata recorded from Riau Province prior to the BEFTA project, based on the sources listed in Section 1.

### Zygoptera

#### Lestidae

*Lestes praemorsus decipiens* Kirby, 1894

#### Argiolestidae

*Podolestes buwaldai* Lieffinck, 1940

#### Calopterygidae

*Vestalis amoena* Hagen in Selys, 1853

#### Euphaeidae

*Dysphaea dimidiata* Selys, 1853

#### Platycnemididae

*Copera vittata vittata* (Selys, 1863)

*Pseudocopera ciliata* (Selys, 1863)

#### Coenagrionidae

*Agrioncnemis femina* (Brauer, 1868)

*Agrioncnemis pygmaea* (Rambur, 1842)

*Amphicnemis gracilis* Krüger, 1898

*Argiocnemis rubescens rubeola* Selys, 1877

*Ceriagrion auranticum* Fraser, 1922

*Ceriagrion cerinorubellum* (Brauer, 1865)

*Ischnura senegalensis* (Rambur, 1842)

*Pseudagrion australasiae* Selys, 1876

## **Anisoptera**

### Aeshnidae

*Anaciaeschna jaspidea* (Burmeister, 1839)

*Heliaeschna simplicia* (Karsch, 1891)

*Heliaeschna uninervulata* Martin, 1909

### Gomphidae

*Ictinogomphus decoratus melaenops* (Selys, 1858)

### Libellulidae

*Acisoma panorpoides* Rambur, 1842

*Brachydiplax chalybea* Brauer, 1868

*Brachygonia oculata* (Brauer, 1878)

*Crocothemis servilia* (Drury, 1773)

*Diplacodes nebulosa* (Fabricius, 1793)

*Nannophya pygmaea* Rambur, 1842

*Neurothemis fluctuans* (Fabricius, 1793)

*Orthetrum sabina* (Drury, 1773)

*Orthetrum testaceum* (Burmeister, 1839)

*Pantala flavescens* (Fabricius, 1798)

*Rhyothemis aterrima* Selys, 1891

*Rhyothemis fulgens* Kirby, 1889

*Rhyothemis obsolescens* Kirby, 1889

*Rhyothemis phyllis* (Sulzer, 1776)

*Risioptelebia dohrni* (Krüger, 1902)

*Tholymis tillarga* (Fabricius, 1798)

*Trithemis festiva* (Rambur, 1842)

*Tyriobapta kuekenthali* (Karsch, 1900)

*Zyxomma petiolatum* Rambur, 1842



## INSTRUCTION TO AUTHORS

Faunistic studies of South-East Asian and Pacific islands Odonata is a journal of the International Dragonfly Fund (IDF). It is referred to as the journal in the remainder of these instructions. Transfer of copyright to IDF is considered to have taken place implicitly once a paper has been published in the journal.

The journal publishes original papers only. By original is meant papers that: a) have not been published elsewhere before, and b) the scientific results of the paper have not been published in their entirety under a different title and/or with different wording elsewhere. The republishing of any part of a paper published in the journal must be negotiated with the Editorial Board and can only proceed after mutual agreement.

Papers reporting studies financially supported by the IDF will be reviewed with priority, however, authors working with Odonata from the focal area (as defined on the back page of the front cover) are encouraged to submit their manuscripts even if they have not received any funds from IDF.

Manuscripts submitted to the journal should preferably be in English; alternatively German or French will also be accepted. Every manuscript should be checked by a native speaker of the language in which it is written; if it is not possible for the authors to arrange this, they must inform the Editorial Board on submission of the paper. Authors are encouraged, if possible, to include a version of the abstract in the primary language of the country in which their study was made.

Authors can choose the best way for them to submit their manuscripts between these options: a) via e-mail to the publisher, or b) on a CD, DVD or any other IBM-compatible device. Manuscripts should be prepared in Microsoft Word for Windows.

While preparing the manuscript authors should consider that, although the journal gives some freedom in the style and arrangements of the sections, the editors would like to see the following clearly defined sections: Title (with authors names, physical and e-mail addresses), Abstract, Introduction, Material & Methods, Results, Discussion, Acknowledgments and References. This is a widely used scheme by scientists that everyone should be familiar with. No further instructions are given here, but every author should check the style of the journal.

Authors are advised to avoid any formatting of the text. The manuscripts will be stylised according to the font type and size adopted by the journal. However, check for: a) all species names must be given in italic, b) the authority and year of publication are required on the first appearance of a species name in the text, but not thereafter, and c) citations and reference list must be arranged following the format below.

Reference cited in the text should read as follows: Tillyard (1924), (Tillyard 1924), Swezey & Williams (1942).

The reference list should be prepared according to the following standard:

Swezey, O. & F. Williams, 1942. Dragonflies of Guam. Bernice P. Bishop Museum Bulletin 172: 3-6.

Tillyard, R., 1924. The dragonflies (Order Odonata) of Fiji, with special reference to a collection made by Mr. H.W. Simmonds, F.E.S., on the Island of Viti Levu. Transactions of the Entomological Society London 1923 III-IV: 305-346.

Citations of internet sources should include the date of access.

The manuscript should end with a list of captions to the figures and tables. The latter should be submitted separately from the text preferably as graphics made using one of the Microsoft Office products or as a high resolution picture saved as a .jpg .tif or .ps file. Pictures should be at least 11 cm wide and with a minimum 300 dpi resolution, better 360 dpi. Line drawings and graphics could have 1200 dpi for better details. If you compose many pictures to one figure, please submit the original files as well. Please leave some space in the upper left corner of each picture, to insert a letter (a, b, c...) later. Hand-made drawings should be scanned and submitted electronically. Printed figures sent by the post could be damaged, in which case authors will be asked to resubmit them.

Manuscripts not arranged according to these instructions may also be accepted, but in that case their publication will be delayed until the journal's standards are achieved.

